



RESOURCE SHEET NUMBER 4 – STATISTICS

In 2024, there were 2.63 million (2.67 million in 2023, 2.76 million in 2022) scientific procedures on living animals carried out in GB. Number of animals used for the first time was 2.55 million in 2024 (2.59 million in 2023, 2.69 million in 2022). As some animals are 're-used' the number of animals is less than procedures.

Northern Ireland statistics are published separately. In 2024 there were 21,113 procedures in with 20,746 animals used for the first time. For 2023 there were 25,345 procedures with 24,810 animals used for the first time.

Additional statistics, last published in 2017, revealed 1.81 million non-GA animals were bred for scientific procedures but were killed or died without being used in regulated procedures. These additional statistics should be published annually. Data is materially misleading without the inclusion of up to £2 million more animal deaths, many of which are surplus 'stock.'

Annual Statistics for GB can be found for 2001 – 2024 and also the additional statistics for 2017 at:

<https://www.gov.uk/government/collections/statistics-of-scientific-procedures-on-living-animals>

Annual Statistics for NI can be found for 2005 – 2024

<https://www.health-ni.gov.uk/publications/statistics-scientific-procedures-living-animals-northern-ireland>

Scientific Procedures on Living Animals

	2024	2023	2022	2021	2020	2019
Procedures Table 1.1						
Experimental	1430020	1457789	1510869	1643767	1443318	1729915
Breeding GA Animals	1207558	1212078	1250091	1329766	1439993	1673568
	2637578	2669867	2760960	2973533	2883311	3403483
Original figures in previous years (from 2024)		2681686	2764824	2977236	2883310	3403482
Difference		-11819	-3864	-3703	1	1



RESOURCE SHEET NUMBER 4 – STATISTICS

The majority of the reduction in procedures of 11,819 in 2023 was for mice from one licence holder where an error was made in the original submission. When the 2023 statistics were published the figure for 2021 had been changed by a staggering 77,864 procedures, by FOI request, we established that of these 78,534 related to Domestic Fowl for which the project licence holder had identified an error in their original submission which led to some birds being counted twice. We asked what remedial action had been taken against the project licence holder, the answer was none.

Experimental Procedures Table 3.1


	2024	2023	2022	2021	2020	2019
Specially protected						
Cats	82	63	102	155	146	131
Dog	2646	3749	4122	4227	4340	4227
Horse and other equid	11483	11409	8212	10776	10790	10512
Primate	1936	2169	2197	2795	2393	2850
	16147	17390	14633	17953	17669	17720

Dogs – No. of Procedures Table 3.1

	2024	2023	2022	2021	2020	2019
Basic Research	453	697	704	922	721	562
Applied Research	321	459	534	474	722	663
Regulatory	1872	2593	2884	2831	2897	3002
	2646	3749	4122	4227	4340	4227

Dog Breed – No. of Procedures Table 3.1

	2024	2023	2022	2021	2020	2019
Beagles	2488	3544	4014	4016	4270	4055
Other	158	205	108	211	70	172
	2646	3749	4122	4227	4340	4227



RESOURCE SHEET NUMBER 4 – STATISTICS


Dog Severity	2024	2023	2022	2021	2020	2019
Below Threshold	20	0	0	0	0	0
Non Recovery	55	11	59	54	65	24
Mild	1990	3004	3124	3230	3253	3086
Moderate	579	729	919	943	1013	1108
Severe	2	5	20	0	9	9
	2646	3749	4122	4227	4340	4227

Note that gavage, otherwise known as force feeding, is a flexible tube forced down the throat to the stomach, 1-3 times daily without anesthesia and is classified as mild severity. The description of mild classification is: Mild: Any pain or suffering experienced by an animal was, at worst, only slight or transitory and minor so that the animal returns to its normal state within a short period of time.

In 2022 the breeds of other dogs included Labrador Retrievers, Petit Basset Griffon Vendeen, Norfolk Terriers and beagle crosses. 2021 included the same breeds plus Border Collies.

Table 2.1 Place of birth of dogs used for the first time in experimental procedures

Year	Species of animal	Animals born in the UK at a licensed establishment	Animals born in the UK but not at a licensed establishment	Animals born elsewhere in the EU at a registered breeder	Animals born in rest of world	Total
2022	Beagle	2,084	2	7	562	2,655
2022	Other dog	24	4	0	0	28
		2,108	6	7	562	2,683
2023	Beagle	2,176	3	36	156	2,371
2023	Other dog	74	11	0	0	85
		2,250	14	36	156	2,456
2024	Beagle	1,549	4	8	32	1,593
2024	Other dog	5	53	0	0	58
		1,554	57	8	32	1,651




RESOURCE SHEET NUMBER 4 – STATISTICS

In 2024 around 1500 beagles will have been born in MBR Acres, Huntingdon, Cambridgeshire UK. This has reduced from over 2000 born there in 2023. As for imports from the USA up until the end of April 22 these were from Envigo, Virginia and from Marshall BioResources, North Rose facility. In May 22 Envigo was closed for gross welfare violations and so the beagles since have primarily been born in Marshalls North Rose. After our expose on 8th August 23 there was only one shipment of beagles from Marshalls to the UK (via Belgium) on 8th September 23. Since that date until 30th September 25 we have confirmed there have been zero imports of research dogs to the UK. In 2024 we believe that dogs used first time from EU (8) and rest of world (32) would have been in 'stock' prior to the last shipment on 8th September 23.

Procedures on beagles by legislative requirement and purpose, Great Britain, 2022 to 2024

Legislative requirement or purpose	2024	% 2024	2023	% 2023	2022	% 2022
Total beagles	2488	100%	3544	100%	4014	100.0%
Industrial chemicals legislation	0	0.0%	2	0.1%	0	0.0%
Plant protection product legislation	188	7.6%	205	5.8%	195	4.9%
Legislation on medicinal products for human use	1546	62.1%	2275	64.2%	2483	61.9%
Legislation on medicinal products for veterinary use and their residues	138	5.5%	111	3.1%	206	5.1%
Basic research	349	14.0%	563	15.9%	620	15.4%
Applied/Translational research without animal welfare and non-regulatory toxicology and ecotoxicology	53	2.1%	18	0.5%	32	0.8%
Total medical research	2,086	83.8%	2,967	83.7%	3,341	83.2%
Other procedures for beagles	214	8.6%	370	10.4%	478	11.9%
	2,488	100%	3,544	100%	4,014	100%

Having repeatedly queried the use of the word legislation on 23rd July 25 the Home office direct communication team wrote 'In response to your email of 15 June, regarding the Statistics of Scientific Procedures on Living Animals, Great Britain, thank you for your feedback on the use of the word legislative. The upcoming 'Statistics of scientific procedures on living animals, Great Britain: 2024' scheduled to be released between September and October 2025 will include further clarifications on many of the definitions, including the use of the word legislative.' We have complained to the statistics team that there are no clarifications.



RESOURCE SHEET NUMBER 4 – STATISTICS

Beagles (Table 3.2)

Basic research: Table 5

	2024	2023	2022
Cardiovascular Blood and Lymphatic	0	0	3
Gastrointestinal System including Liver	0	0	0
Immune System	50	46	4
Multisystemic	8	5	4
Ethology / Animal Behaviour /Animal Biology	0	9	12
Developmental	0	2	0
Other	291	501	597

Applied Research

Human Respiratory Disorders	0	0	0
Human Musculoskeletal Disorders	47	0	32
Human Immune Disorders	0	0	0
Other Human Disorders	0	18	0
Animal welfare	6	0	0


Applied Research

Non-regulatory toxicology and ecotoxicology	214	370	478
---	-----	-----	-----

Regulatory Use

Blood based products	128	86	159
Quality control & Other QC	0	0	0
Other efficacy and tolerance testing	106	176	125
Acute and sub-toxicity testing methods:			
Non-lethal methods	14	50	32
Repeated dose toxicity: up to 28 days	465	859	1158
Repeated dose toxicity: 29 - 90 days	436	489	232
Repeated dose toxicity: greater than 90 days	416	601	855
Target animal safety	0	0	32
Kinetics	183	141	84
Pharmaco-dynamics	63	128	129
Other type of toxicity or safety testing	61	63	78

2488	3544	4014
------	------	------



RESOURCE SHEET NUMBER 4 – STATISTICS

Other Dogs

	2024	2023	2022
Basic research:			
Gastrointestinal System including Liver	0	0	0
Immune System	48	55	22
Multisystemic	42	32	14
Ethology / Animal Behaviour /Animal Biology	0	47	48
Other	14	0	0

Applied Research

Human Musculoskeletal Disorders	0	0	4
---------------------------------	---	---	---

Applied Research

Animal Diseases and Disorders	54	71	20
Diagnosis of diseases	0	0	0

158	205	108
-----	-----	-----